


MV-1200 SERIES STANDALONE MULTIVIEWERS

1 RU High Performance Multiviewer Systems



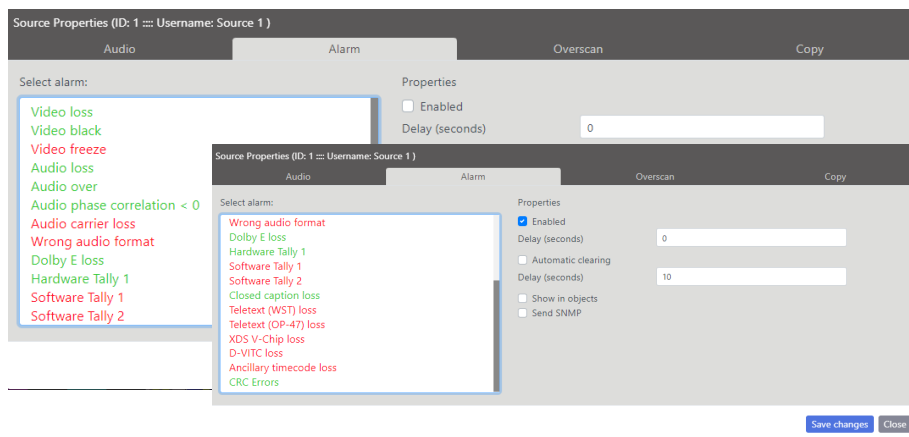
Grass Valley’s multiviewer technology gives broadcasters the flexibility to work the way they want to work today, yet future-proof their operations for tomorrow.

The MV-1200 Series of standalone multiviewers are designed as a flexible, cost-effective solution for multi-image displays. Models MV-1216 and MV-1232 are standalone systems that allows the configuration of multiple multiviewer outputs within a single frame.

The MV-1200 Series of multiviewers handles up to 3G SDI inputs as standard, with the option for 12G SDI inputs.

Powerful Suite of Alarms and Indicators

- **VIDEO** alarms can be generated from Video Loss or Video Frozen with definable zone-based monitoring inside the tile
- **LUMINANCE** alarms can be configured for over- or under-range values or black level
- **AUDIO** alarms include carrier loss, silence, over-range, phase error and mono
- **METADATA** alarms including CC and subtitling can be configured on every input
- **INDICATORS** can be configured with a variety of colors and flashing borders with indicators based on alarm severity and status



Key Features

- Fully-featured broadcast-quality multiviewer in 1 RU
- Up to 32x 3G/12G-SDI (12G via SW license)
- Up to 4x 3G outputs with simultaneous SDI and HDMI
- Up to 2x 12G outputs with simultaneous Quad-Link-SDI and HDMI
- Sources can be displayed on any output screen with arbitrary size and location
- Sources may be duplicated without consuming additional scaler resources
- Hot-swappable, intelligent power supplies with IEC inlets
- Low-noise fans adapt to frame temperature
- Remote control over Ethernet via an integrated HTML5 browser
- Local control and source status via color LCD touch screen



Layout Workspace

The integrated web browser uses ubiquitous HTML5 for maximum interoperability. Tiles are created and customized in the layout workspace. Navigation is simple and intuitive using the Object selection filter on the left panel. The main parameters for each Object can be quickly adjusted on the right-hand panel with changes reflected immediately on the layout before committing

to the multiviewer. There is no restriction on the size and location of any of the objects which can be of type: video, audio, text, clock, logo or timer up to a maximum of 128 tiles. The multiviewer includes a number of factory layouts. Customized layouts can be stored and recalled as required. Up to 16 audio channels can be configured for each source. Dolby E Metadata can be configured with up to eight channels per source pair. Clock/date display data can

be derived from the system clock, NTP synchronization, LTC or VITC from a chosen SDI input. D-VITC and ATC decoding and display is supported. Hardware and software tallies for each source. Up to two lines of UMD text can be left, center or right justified and may be placed anywhere in the tile. UNICODE is used for storing UMDs. Any TrueType font can be installed to allow any set of characters to be displayed.

Specifications

Frame Features

Dimensions:

- 1 RU
- 440x44x516 mm (17.3x1.7x20.3 in.) (WxHxD)
- 483x44x516 mm (19.0x1.7x20.3 in.) (WxHxD) with rack mount brackets

Weight: 8 kg (two PSUs)

Cooling fans: 5 fans each 40x40x28 mm (1.5x1.5x1.1 in.) nominal 6-12V closed-loop speed control according to internal temperature

AC/DC power supplies: Up to 2 hot-swappable power supplies with current sharing and intelligent monitoring

HID color touch screen: Color touch LCD screen with status information and control

Modular architecture: Hot-swappable modular video processing cards

Remote control: Linux OS with Integrated HTML5 browser

Protocols supported:

- Grass Valley SW-P-02, SW-P-08, RollCall
- Open Protocol/TSL Protocol v3.1 and v5.0

Firmware updates: Field upgradable via IP with on screen progress meter

Fault monitoring: CSV log files accessible via LAN and browser

Layouts: Burnt-in layouts, edit and save as new layouts, recall and upload/download

Redundant PSU: Slot available for additional hot swap PSU

Signals

Inputs 3G-SDI: Maximum input resolution FHD50/59/60

Inputs 12G-SDI: Maximum input resolution UHD50/59/60

SDI/HDMI outputs:

- In 4K UHD mode maximum resolution is 2xUHD50/59/60
- In 2K FHD mode maximum resolution is 4xFHD50/59/60

High frame rate input: Up to 6x frame rate with 6 streams/camera up to 5 cameras

Multiple source scaling: Sources can be routed to any output with arbitrary scaling and location with the proviso that each source is assigned to a dedicated scaler

High Dynamic Range: BT2100 up-mapping/down-mapping

Maximum pips: 128 unique tiles available

GPIO:

- High-density 44-way D-type
- Assignable 32x GPIO inputs, 8x GPIO outputs

Ethernet: RJ45 LAN: 100base-T

Audio: 1 x 3.5 mm stereo audio jack

RS422 & RS485: 1 x RJ45

Audio

Audio meters:

- 48 fully configurable tiles with left/right or split meters
- All pairs of embedded audio can be displayed

Embedded Audio on Outputs: SDI or HDMI outputs can be individually configured to include up to 4 pairs of embedded audio from any of the inputs

Audio Monitoring Out: 1 pair of embedded audio from any input can be monitored on an analog line level output

Reference

Genlock reference: BB/Tri-level sync nominal 1 Vp-p 75Ω HD BNC

Time reference: LTC input or NTP (network protocol) Nominal 1 Vp-p

Source Data

Subtitles: WST on SD-SDI or OP-47 on HD-SDI

Aspect ratio: Automatic adjustment using AFD decoding

Timecode: D-VITC and Ancillary TC SD/HD-SDI

User Logo: PNG format with storage capacity up to 50 MB

Idents: Idents, text boxes and any TrueType fonts

Alarms

Alarms: Video, audio, and metadata (CC, WST, OP-47, D-VITC, ATC loss and CRC errors)

Alarm Outputs:

- Hard and Soft Alarm outputs
- Soft Outputs via LAN and/or SNMP

Tallies:

- Hard (GPIO Input) and Soft Tally input support. 2 tallies per tile
- Maximum 32 x GPIO inputs can be assigned

Under monitor displays: Under Monitor Display (UMD) information may be generated from remote sources via the LAN operating on a remote PC or serial using TSL/Open protocols

Clocks/Dates:

- Analog and digital clocks with foreground and background colors. Date display with digital clock. Clock/date display data can be derived from several sources: the system clock, NTP synchronization, LTC or VITC from a chosen SDI input
- Time-zone and offset settings

Timers:

- Programmable Countdown Color, Transition Color and Destination Color. Countdown timer may be setup to start at a certain time of the day or controlled by GPIO inputs
- Timer modes for single and dual GPIO inputs supporting Pause, Resume and Reset

Battery Backup: A battery ensures the time and date settings are retained if power is lost or the unit is powered down

Environmental

Temperature: 0°C to 40°C (32°F to 104°F)

Humidity: 30% to 90% (no condensation)

AC/DC Power Module:

- 90 VAC ~ 264 VAC, 50/60 Hz
- Safety compliance: CB, CE, CCC, cUL, UL, TÜV

Max. Power Consumption: 151.7W at 200-240 VAC, 50 Hz, 0.68A

Compliance:

- EMC – Emissions EU: EN55103-1 USA: FCCR 47 CFR: 2009, Part 15, Sub-part B (Class A)
- EMC – Immunity EU: EN55103-2. Safety EN: EN60950-1 USA: Tested to UL1419 (3rd Edition)
- Hazardous Material UK: RoHS-6 – Complies with EU Directive

Ordering

MV-1216

MV-1200 Series 16 Input Multiviewer with 4 Heads

MV-1232

MV-1200 Series 32 Input Multiviewer with 4 Heads

MV-1216-OPT-12G

License to enable 12G SDI inputs for MV-1216

MV-1232-OPT-12G

License to enable 12G SDI inputs for MV-1232

MV-1200-PS

MV-1200 Series Standalone Multiviewer power supply

MV-1216-RCP


MV-1200 Series Standalone Multiviewer remote control panel with TFT LCD and 18 switches with GPIO breakout

MV-1232-RCP


MV-1200 Series Standalone Multiviewer remote control panel with TFT LCD and 34 switches with GPIO breakout

MV-1200-RCP-PS

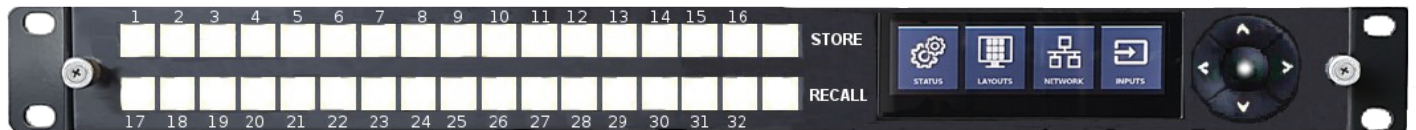
MV-1200 Series Standalone Multiviewer remote control panel 12V power supply with IEC 15W



MV-1232



MV-1216-RCP



MV-1232-RCP

This product may be protected by one or more patents. For further information, please visit: www.grassvalley.com/patents

DS-PUB-3-1048B-EN

Grass Valley®, GV®, GV Grass Valley®, and the Grass Valley logo are trademarks or registered trademarks of Grass Valley USA, LLC, or its affiliated companies in the United States and/or other jurisdictions. Grass Valley products listed above are trademarks or registered trademarks of Grass Valley USA, LLC or its affiliated companies, and other parties may also have trademark rights in other terms used herein. Copyright © 2023-2024 Grass Valley Canada. All rights reserved. Specifications subject to change without notice.

www.grassvalley.com Join the Conversation at GrassValleyLive on [Facebook](#), [X](#), [YouTube](#) and Grass Valley on [LinkedIn](#)